

585-610W

SUBSTRATE
GLASS ●
MESH GLASS ●

FRAME TYPE
ALUMINIUM ●
STEEL ●


FRAME VARIANT
SILVER ●
BLACK ●

MAXIMUM EFFICIENCY %
22.01

CELL TYPE
M10 HALF CUT

PRODUCT WARRANTY
12 YEARS

PERFORMANCE WARRANTY
30 YEARS



PROLONGED SAFETY ASSURANCE

- IP68 with potting JB provides higher level of water ingress protection
- High insulation resistance for ensuring electrical safety



OPTIMIZED FRAME DESIGN

- Anodized aluminium frame with twin wall structure for higher strength
- Packaging capacity improved with more modules per container



RELIABILITY IS IMPROVED

- Higher corrosion resistance to severe conditions of sand dust, concentrated ammonia and salt mist
- Low risk of module warping & micro cracking



LOWER LCOE

- Lower balance of systems cost
- Improves value proposition of the product with competitive ROI



SUPERIOR HAIL TEST PERFORMANCE

- ø 45mm hail test passed from third party laboratory with impact velocity up to 27m/s

PRODUCT CERTIFICATES



SYSTEM CERTIFICATES

IEC 61701, IEC 62716, IEC 60068-2-68, IS/IEC 61730, CAN-CSA INTERNATIONAL ORGANIZATION FOR STANDARDIZATION:

- ISO 9001:2015/ Quality Management System
- ISO 14001:2015/ Environmental Management System
- ISO 45001:2018/ Occupational Health and Safety Management System
- SA 8000 :2014/ Social Accountability International

THIS DATASHEET IS APPLICABLE FOR: PARADEA VSMDH.78.AAA.05 (AAA=585-610)

ELECTRICAL PARAMETERS | STC^{1,2}

Peak Power P _{max} (Wp)	585	590	595	600	605	610
Maximum Voltage V _{mpp} (V)	45.2	45.3	45.4	45.5	45.6	45.7
Maximum Current I _{mp} (A)	12.96	13.05	13.14	13.23	13.32	13.41
Open Circuit Voltage V _{oc} (V)	53.6	53.7	53.8	54.0	54.1	54.2
Short Circuit Current I _{sc} (A)	13.64	13.73	13.82	13.91	13.99	14.08
Module Efficiency (%)	21.02	21.22	21.41	21.61	21.81	22.01

1)STC:1000 W/M2 IRRADIANCE, 25°C CELL TEMPERATURE, AM1.5G SPECTRUM ACCORDING TO EN 60904-3 | 2) TOLERANCE OF RATING AT STC (P_{max} / I_{sc} / V_{oc}) [%]: 0-3/+10/±10

ELECTRICAL PARAMETERS | NOCT³

Peak Power P _{max} (Wp)	436	441	445	449	454	458
Maximum Voltage V _{mpp} (V)	41.8	41.9	42	42.1	42.2	42.3
Maximum Current I _{mp} (A)	10.44	10.51	10.58	10.65	10.72	10.79
Open Circuit Voltage V _{oc} (V)	49.9	50	50.1	50.2	50.3	50.4
Short Circuit Current I _{sc} (A)	11.03	11.1	11.17	11.24	11.31	11.38

3)NOCT IRRADIANCE 800 W/M2, AMBIENT TEMPERATURE 20°C, WIND SPEED 1 M/SEC

ELECTRICAL PARAMETERS | BNPI^{4,5}

Peak Power P _{max} (Wp)	648	654	659	665	670	676
Maximum Voltage V _{mpp} (V)	45.2	45.3	45.4	45.5	45.6	45.7
Maximum Current I _{mp} (A)	14.36	14.46	14.56	14.66	14.76	14.86
Open Circuit Voltage V _{oc} (V)	53.6	53.7	53.8	54	54.1	54.2
Short Circuit Current I _{sc} (A)	15.11	15.21	15.31	15.41	15.50	15.60

4) BNPI: 1000W/M2±φ.135, BIFACILITY COEFF. (β) AT BNPI P_{max}, I_{sc} IS 70±10% & FOR V_{oc} IS 99±10%, AM 1.5, 25°C | 5) TOLERANCE OF RATING AT BNPI (P_{max} / I_{sc} / V_{oc}) [%]: 0-3/+5/±5

TEMPERATURE COEFFICIENTS (Tc)

Tc of Open Circuit Voltage (β)	-0.27%/°C
Tc of Short Circuit Current (α)	0.050%/°C
Tc of Power (γ)	-0.35%/°C
Maximum System Voltage	1500V
NOCT	45°C ± 2°C
Temperature Range	-40°C to + 85°C

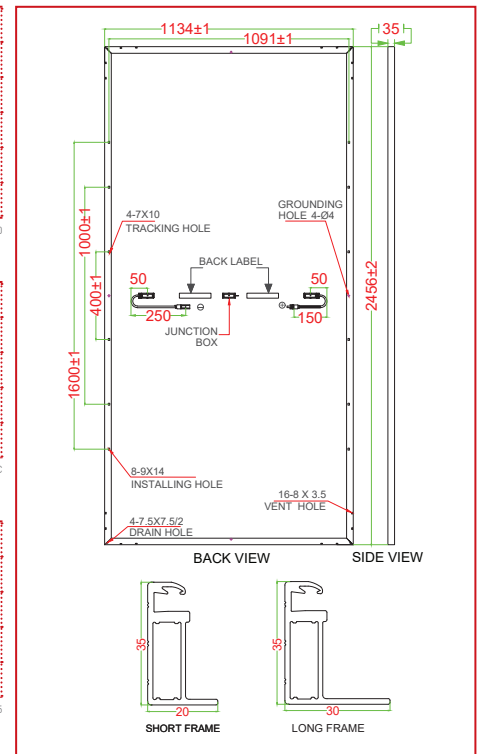
MECHANICAL DATA

Length × Width × Height	2456 × 1134 × 35mm (96.69 × 44.65 × 1.38 inches)
Weight	36.5 Kg (80.47 lbs)
Junction Box	IP68, Split Junction Box with individual bypass diodes
Cable & Connectors [#]	200 mm (+ve terminal) and 300 mm (-ve terminal) length cables, MC4 Compatible/ MC4 Connectors
Application Class	Class A (Safety class II)
Superstrate ^{##}	2.0 mm (0.098 inches) High transmission ARC Semi-tempered glass (low iron content)
Cells	78 Mono PERC (156 half-cells) P-Type Bifacial solar cells
Substrate	2.0 mm (0.098 inches) High transmission Heat strengthened glass/ mesh glass ^{##} (low iron content)
Frame	Anodized aluminium/ Alloy steel frame ^{##}
Mechanical Load Test	5400 Pa (Snow load), 2400 Pa (Wind load)
Cell Encapsulant	POE/ EPE/ EVA
Maximum Series Fuse Rating	25 A

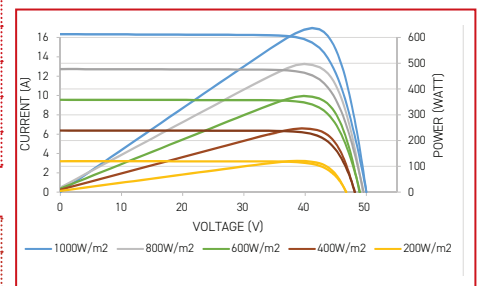
WARRANTY

Product Warranty**	12 years
Performance Warranty**	Linear Power Warranty for 30 years with 2% for 1st year degradation and 0.5% from year 2 to year 30

DIMENSIONS IN MM

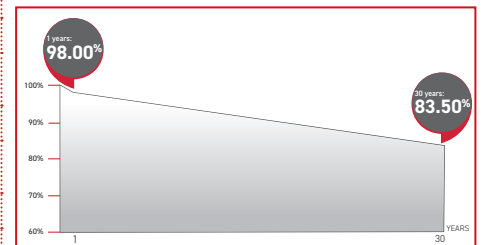


TYPICAL I-V CURVES⁷



7) AVERAGE RELATIVE EFFICIENCY REDUCTION OF 5% AT 200 W/M² ACCORDING TO EN 60904-1

PERFORMANCE WARRANTY



PACKAGING INFORMATION

Quantity /Pallet	31
Pallets/Container (40'HC)	20
Quantity/Container (40'HC)	620

All () certifications under progress. **Refer to Vikram Solar's warranty document for terms and conditions. | #4000mm(15.75 inches), 1000mm(39.37 inches), 1200mm (47.24 inches) cable lengths are also available | ##Anti-glare Glass is also available | *As per applicable product | **With additional Cost & Lead Time subject to availability

CAUTION: READ SAFETY AND INSTALLATION MANUAL BEFORE USING THE PRODUCT.

Specifications included in this datasheet are subject to change without notice. Electrical data without guarantee. Please confirm your exact requirement with the company representative while placing your order. Vikram Solar and all its accompanying logos are trademarks of Vikram Solar Limited registered in India.