

# 700-725W

SUBSTRATE  
GLASS ●  
**MESH GLASS ●**

FRAME TYPE  
**ALUMINIUM ●**  
STEEL ●

FRAME VARIANT  
**SILVER ●**  
BLACK ●

MAXIMUM EFFICIENCY %  
**23.34**

CELL TYPE  
**G12 HALF CUT**

PRODUCT WARRANTY  
**12 YEARS**

PERFORMANCE WARRANTY  
**30 YEARS**



### EXCELLENT LOW-LIGHT PERFORMANCE

- Superior generation with wide spectral response
- Higher performance under low light scenarios



### IMPROVED LONGEVITY

- Excellent anti-PID performance via optimized process and materials control
- Lower susceptibility to LID & LeTID



### 0% NEGATIVE POWER TOLERANCE

- Positive power tolerance of upto 0 ~ 4.99Wp
- Module  $I_{mp}$  binning radically reduces string mismatch losses



### PREMIUM PERFORMANCE PARAMETERS

- HJT solar cell upto 90% bifaciality, brings higher energy yield from rear side
- Lower temperature coefficient minimizing generation losses at high temperatures



### SUPERIOR HAIL TEST PERFORMANCE

- $\varnothing$  45mm hail test passed from third party laboratory with impact velocity up to 27m/s

#### PRODUCT CERTIFICATES



#### SYSTEM CERTIFICATES

IEC 61215 : 2021, IEC 61730, UL 61215, UL 61730, IS 14286, IS/IEC 61730, IEC 61701, IEC 62716, IEC 60068-2-68, CAN-CSA

#### INTERNATIONAL ORGANIZATION FOR STANDARDIZATION:

- ISO 9001:2015/ Quality Management System
- ISO 14001:2015/ Environmental Management System
- ISO 45001:2018/ Occupational Health and Safety Management System
- SA 8000 :2014/ Social Accountability International

THIS DATASHEET IS APPLICABLE FOR: SURYAVA VSMDDH.66.AAA.05 (AAA=700-725)

### ELECTRICAL PARAMETERS | STC<sup>1,2</sup>

Peak Power $P_{max}$ (Wp)	700	705	710	715	720	725
Maximum Voltage $V_{mpp}$ (V)	42.14	42.28	42.43	42.57	42.72	42.86
Maximum Current $I_{mpp}$ (A)	16.62	16.68	16.74	16.8	16.86	16.92
Open Circuit Voltage $V_{oc}$ (V)	50.5	50.65	50.8	50.95	51.1	51.25
Short Circuit Current $I_{sc}$ (A)	17.4	17.46	17.52	17.58	17.64	17.7
Module Efficiency (%)	22.53	22.7	22.86	23.02	23.18	23.34

1) STC: 1000 W/M<sup>2</sup> IRRADIANCE, 25°C CELL TEMPERATURE, AM1.5G SPECTRUM ACCORDING TO EN 60904-3 | 2) TOLERANCE OF RATING AT STC ( $P_{max} / I_{sc} / V_{oc}$ ) [%]: 0-3/+5/+5 | ELECTRICAL MEASUREMENT UNCERTAINTY IS WITHIN ± 2%

### ELECTRICAL PARAMETERS | NOCT<sup>3</sup>

Peak Power $P_{max}$ (Wp)	531.85	535.7	539.6	543.3	547.3	551.1
Maximum Voltage $V_{mpp}$ (V)	39.88	40.03	40.2	40.3	40.5	40.63
Maximum Current $I_{mpp}$ (A)	13.33	13.38	13.42	13.47	13.51	13.56
Open Circuit Voltage $V_{oc}$ (V)	47.88	48.03	48.2	48.3	48.5	48.63
Short Circuit Current $I_{sc}$ (A)	14.03	14.08	14.13	14.18	14.23	14.28

3) NOCT IRRADIANCE 800 W/M<sup>2</sup>, AMBIENT TEMPERATURE 20°C, WIND SPEED 1 M/SEC

### ELECTRICAL PARAMETERS | BNPI<sup>4,5</sup>

Peak Power $P_{max}$ (Wp)	780	786	791	797	803	808
Maximum Voltage $V_{mpp}$ (V)	42.1	42.3	42.4	42.6	42.7	42.9
Maximum Current $I_{mpp}$ (A)	18.5	18.6	18.7	18.7	18.8	18.9
Open Circuit Voltage $V_{oc}$ (V)	50.5	50.7	50.8	51	51.1	51.3
Short Circuit Current $I_{sc}$ (A)	19.4	19.5	19.5	19.6	19.7	19.7

4) BNPI: 1000W/M<sup>2</sup>±q.135, BIFACILITY COEFF. (q) AT BNPI  $P_{max, I_{sc}}$  IS 85±5% & FOR  $V_{oc}$  IS 99±10%, AM 1.5, 25°C | 5) TOLERANCE OF RATING AT BNPI ( $P_{max} / I_{sc} / V_{oc}$ ) [%]: 0-3/+5/+5

### TEMPERATURE COEFFICIENTS (Tc) PERMISSIBLE OPERATING CONDITIONS

Tc of Open Circuit Voltage ( $\beta$ )	-0.26%/°C
Tc of Short Circuit Current ( $\alpha$ )	0.046%/°C
Tc of Power ( $\gamma$ )	-0.26%/°C
Maximum System Voltage	1500V
NOCT	45°C ± 2°C
Temperature Range	-40°C to + 85°C

### MECHANICAL DATA

Length × Width × Height	2384 X 1303 X 35 mm (93.86 x 51.30 x 1.38 inches)
Weight	39.5 Kg (87.08 lbs)
Junction Box	IP 68, Split Junction Box with individual bypass diodes
Cable & Connectors <sup>#</sup>	200 mm (+ve terminal) and 300 mm (-ve terminal) length cables, MC4 Compatible/MC4 Connectors
Application Class	Class A (Safety class II)
Superstrate <sup>##</sup>	2.0 mm (0.098 inches) high transmission ARC Semi-tempered glass (low iron content)
Cells	66 (132 half-cells) N- type HJT bifacial solar cells
Substrate	2.0 mm (0.098 inches) high transmission heat strengthened glass/ mesh glass <sup>##</sup> (low iron content)
Frame	Anodized aluminium/ Alloy steel frame <sup>##</sup>
Mechanical Load Test	5400 Pa (Snow load), 2400 Pa (Wind load)
Cell Encapsulant	POE/ EPE/ EVA
Maximum Series Fuse Rating	30 A
Hail Test	Ø 45mm   Impact Velocity up to 27m/s

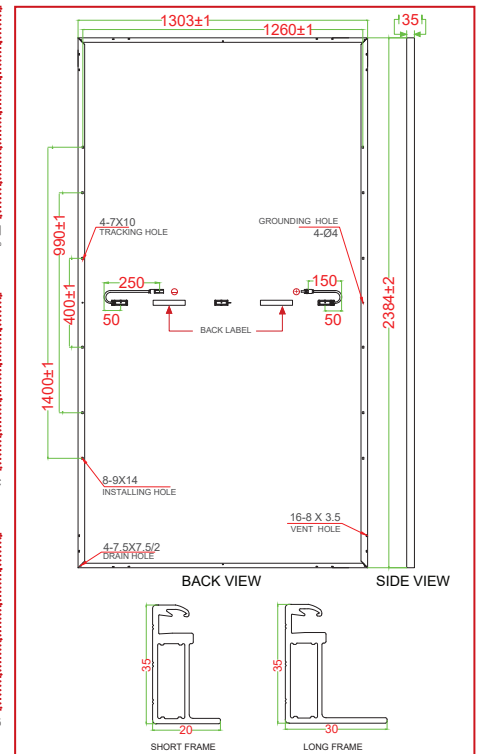
### WARRANTY

Product Warranty <sup>**</sup>	12 years
Performance Warranty <sup>**</sup>	Linear Power Warranty for 30 years with 1% for 1 <sup>st</sup> year degradation and 0.38% from year 2 to year 30

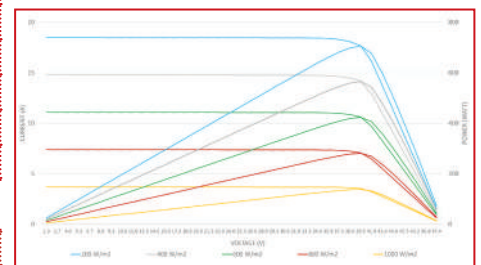
CAUTION: READ SAFETY AND INSTALLATION MANUAL BEFORE USING THE PRODUCT.

Specifications included in this datasheet are subject to change without notice. Electrical data without guarantee. Please confirm your exact requirement with the company representative while placing your order. Vikram Solar and all its accompanying logos are trademarks of Vikram Solar Limited registered in India.

### DIMENSIONS IN MM

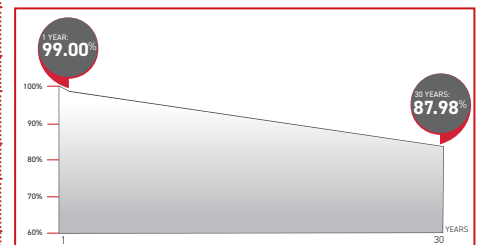


### TYPICAL I-V CURVES<sup>6</sup>



6) AVERAGE RELATIVE EFFICIENCY REDUCTION OF 5% AT 200 W/M<sup>2</sup> ACCORDING TO EN 60904-1

### PERFORMANCE WARRANTY



### PACKAGING INFORMATION

Quantity /Pallet	31
Pallets/Container (40'HC)	17
Quantity/Container (40'HC)	527

\*All (\*) certifications under progress. | \*\*Refer to Vikram Solar's warranty document for terms and conditions. | #400mm(15.75 inches), 1000mm(39.37 inches), 1200mm (47.24 inches) cable lengths are also available. | ##Anti-glare Glass is also available. | # As per applicable product. | \*\*With additional Cost & Lead Time subject to availability. | STC: Standard Testing Condition | BNPI: Bifacial Nameplate Irradiance | NOCT: Nominal Operating Cell Temperature