

# 395-420W

SUBSTRATE  
**GLASS** ●  
MESH GLASS ●

FRAME TYPE  
**ALUMINIUM** ●  
STEEL ●

FRAME VARIANT  
**SILVER** ●  
BLACK ●

MAXIMUM EFFICIENCY %  
**21.51**

CELL TYPE  
**M10 HALF CUT**

PRODUCT WARRANTY  
**12** YEARS

PERFORMANCE WARRANTY  
**30** YEARS



### PVEL TOP PERFORMER MODEL

- Benchmarked for highest standards of long-term module reliability and performance



### OPTIMIZED FRAME DESIGN

- Anodized aluminium frame with twin wall structure for higher strength
- Packaging capacity improved with more modules per container



### RELIABILITY IS IMPROVED

- Higher corrosion resistance to severe conditions of sand dust, concentrated ammonia and salt mist
- Low risk of module warping & micro cracking



### HIGHLY AUTOMATED PRODUCTION LINE

- Multi stage EL and digitalised visual inspection results in lower defect rates
- Implemented engineering excellence ensures top notch quality



### SUPERIOR HAIL TEST PERFORMANCE

- ø 45mm hail test passed from third party laboratory with impact velocity up to 27m/s

#### PRODUCT CERTIFICATES



#### SYSTEM CERTIFICATES

IEC 61701, IEC 62716, IEC 60068-2-68, IS/IEC 61730, CAN-CSA INTERNATIONAL ORGANIZATION FOR STANDARDIZATION:

- ISO 9001:2015/ Quality Management System
- ISO 14001:2015/ Environmental Management System
- ISO 45001:2018/ Occupational Health and Safety Management System
- SA 8000 :2014/ Social Accountability International

THIS DATASHEET IS APPLICABLE FOR: PARADEA VSMDH.54.AAA.05 (AAA=395-420)

### ELECTRICAL PARAMETERS | STC<sup>1,2</sup>

Peak Power P <sub>max</sub> (Wp)	395	400	405	410	415	420
Maximum Voltage V <sub>mpp</sub> (V)	31.4	31.6	31.8	32	32.2	32.4
Maximum Current I <sub>mp</sub> (A)	12.58	12.66	12.74	12.82	12.9	12.98
Open Circuit Voltage V <sub>oc</sub> (V)	37.4	37.5	37.6	37.7	37.8	37.9
Short Circuit Current I <sub>sc</sub> (A)	13.2	13.3	13.4	13.5	13.6	13.7
Module Efficiency (%)	20.23	20.48	20.74	21	21.25	21.51

<sup>1</sup>STC:1000 W/M<sup>2</sup> IRRADIANCE, 25°C CELL TEMPERATURE, AM1.5G SPECTRUM ACCORDING TO EN 60904-3 | <sup>2</sup> TOLERANCE OF RATING AT STC (P<sub>max</sub> / I<sub>sc</sub> / V<sub>oc</sub>) [%]: 0-3/±5/±5

### ELECTRICAL PARAMETERS | NOCT<sup>3</sup>

Peak Power P <sub>max</sub> (Wp)	294.5	298.1	301.7	305.3	308.9	312.5
Maximum Voltage V <sub>mpp</sub> (V)	29.1	29.2	29.3	29.4	29.5	29.6
Maximum Current I <sub>mp</sub> (A)	10.11	10.2	10.29	10.38	10.47	10.56
Open Circuit Voltage V <sub>oc</sub> (V)	34.8	34.9	35	35.1	35.2	35.3
Short Circuit Current I <sub>sc</sub> (A)	10.67	10.75	10.83	10.91	10.99	11.07

<sup>3</sup>NOCT IRRADIANCE 800 W/M<sup>2</sup>, AMBIENT TEMPERATURE 20°C, WIND SPEED 1 M/SEC

### ELECTRICAL PARAMETERS | BNPI<sup>4,5</sup>

Peak Power P <sub>max</sub> (Wp)	432.3	437.8	443.3	448.8	454.2	459.7
Maximum Voltage V <sub>mpp</sub> (V)	34.4	34.6	34.8	35.0	35.2	35.5
Maximum Current I <sub>mp</sub> (A)	13.8	13.9	13.9	14.0	14.1	14.2
Open Circuit Voltage V <sub>oc</sub> (V)	40.9	41.0	41.2	41.3	41.4	41.5
Short Circuit Current I <sub>sc</sub> (A)	14.5	14.6	14.7	14.8	14.9	15

<sup>4</sup> BNPI: 1000W/M<sup>2</sup>±φ.135, BIFACILITY COEFF. (φ) AT BNPI P<sub>max</sub>, I<sub>sc</sub> IS 70±10% & FOR V<sub>oc</sub> IS 99±10%, AM 1.5, 25°C | <sup>5</sup> TOLERANCE OF RATING AT BNPI (P<sub>max</sub> / I<sub>sc</sub> / V<sub>oc</sub>) [%]: 0-3/±5/±5

### TEMPERATURE COEFFICIENTS (Tc)

Tc of Open Circuit Voltage (β)	-0.27%/°C
Tc of Short Circuit Current (α)	0.050%/°C
Tc of Power (γ)	-0.35%/°C
Maximum System Voltage	1500V
NOCT	45°C ± 2°C
Temperature Range	-40°C to + 85°C

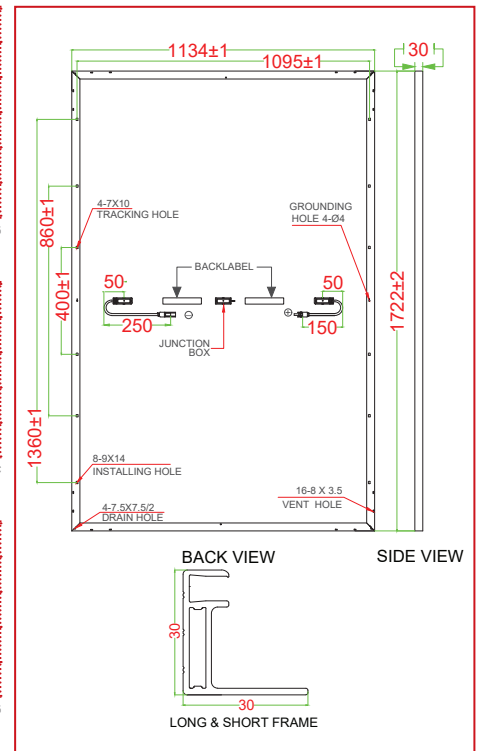
### MECHANICAL DATA

Length × Width × Height	1722 × 1134 × 35mm (67.80 × 44.65 × 1.38 inches)
Weight	25.10 Kg (55.33 lbs)
Junction Box	IP68, Split Junction Box with individual bypass diodes
Cable & Connectors <sup>#</sup>	200 mm (+ve terminal) and 300 mm (-ve terminal) length cables, MC4 Compatible/MC4 Connectors
Application Class	Class A (Safety class II)
Superstrate <sup>#</sup>	2.0 mm (0.098 inches) High transmission ARC Semi-tempered glass (low iron content)
Cells	54 Mono PERC (108 half-cells) P-Type solar cells
Substrate	2.0 mm (0.098 inches) High transmission Heat strengthened glass/ mesh glass <sup>#</sup> (low iron content)
Frame	Anodized aluminium/ Alloy steel frame <sup>#</sup>
Mechanical Load Test	5400 Pa (Snow load), 2400 Pa (Wind load)
Cell Encapsulant	POE/ EPE/ EVA
Maximum Series Fuse Rating	25 A

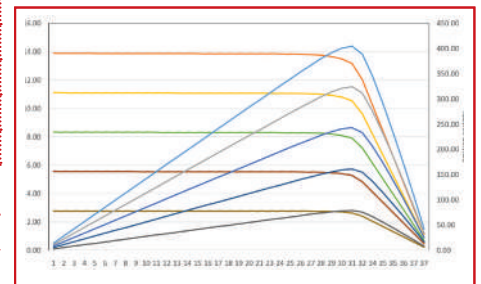
### WARRANTY

Product Warranty <sup>**</sup>	12 years
Performance Warranty <sup>**</sup>	Linear Power Warranty for 30 years with 2% for 1st year degradation and 0.5% from year 2 to year 30

### DIMENSIONS IN MM

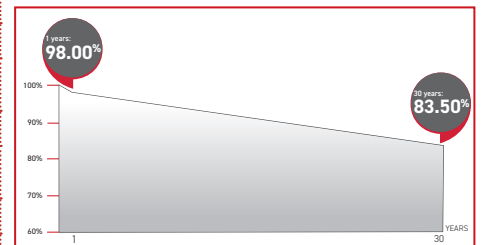


### TYPICAL I-V CURVES<sup>7</sup>



<sup>7</sup> AVERAGE RELATIVE EFFICIENCY REDUCTION OF 5% AT 200 W/M<sup>2</sup> ACCORDING TO EN 60904-1

### PERFORMANCE WARRANTY



### PACKAGING INFORMATION

Quantity /Pallet	36
Pallets/Container (40'HC)	26
Quantity/Container (40'HC)	936

<sup>#</sup>All (\*) certifications under progress. <sup>\*\*</sup>Refer to Vikram Solar's warranty document for terms and conditions. | <sup>†</sup>400mm(15.75 inches), 1000mm(39.37 inches), 1200mm (47.24 inches) cable lengths are also available | <sup>††</sup>Anti-glare Glass is also available | <sup>\*</sup>As per applicable product | <sup>\*\*</sup>With additional Cost & Lead Time subject to availability | STC : Standard Testing Condition | BNPI : Bifacial Nameplate Irradiance | NOCT : Nominal Operating Cell Temperature

**CAUTION: READ SAFETY AND INSTALLATION MANUAL BEFORE USING THE PRODUCT.**

Specifications included in this datasheet are subject to change without notice. Electrical data without guarantee. Please confirm your exact requirement with the company representative while placing your order. Vikram Solar and all its accompanying logos are trademarks of Vikram Solar Limited registered in India.